

Star of Virginia

12 inch Block

For your two-color quilt select 3 fabrics, one light and two medium or dark.


From the light fabric cut eight 3 1/2 inch squares and four 3 1/2 by 6 1/2 inch rectangles.

From the medium or dark cut eight 3 1/2 inch squares

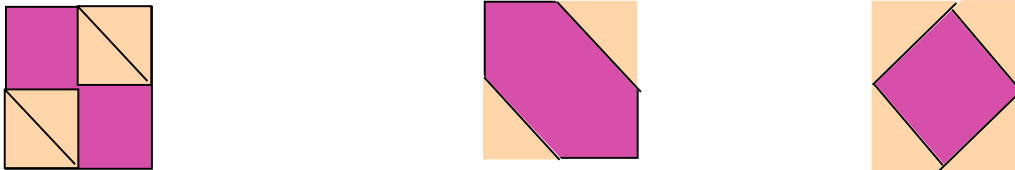
From the other medium or dark fabric cut one 6 1/2 inch square



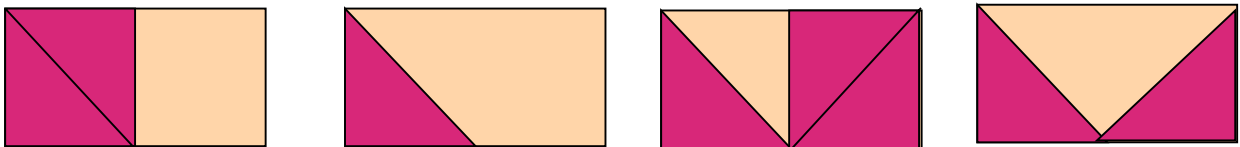
Mark the diagonal through four light and all eight dark/medium 3 1/2 squares.



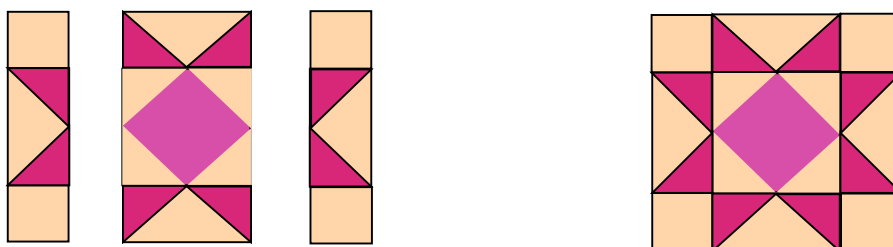
To make the center of the block: Take the two light 3 1/2 inch squares on which you marked the center line and sew them to opposite corners to the 6 1/2 inch square, right sides together. Sew on the drawn line and trim the fabric to 1/4 inch. Iron to the dark, then sew the other two squares on the opposite corners.



To make the geese units: Sew a dark/medium 3 1/2 square to one side of a 6 1/2 by 3 1/2 rectangle. Sew on the marked line and trim the fabric to 1/4 inch. Make 4 units.



Assemble the block:



Star of Virginia

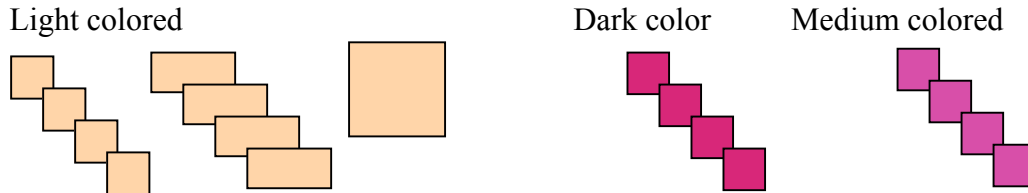
9 inch Block

For your two color quilt select 4 fabrics, two light, one medium and one dark.

From the light fabric cut four $2\frac{3}{4}$ inch squares, four $2\frac{3}{4}$ by 5 inch rectangles and one 5 inch square.

From the medium fabric cut four $2\frac{3}{4}$ inch squares.


From the dark fabric cut four $2\frac{3}{4}$ inch squares.



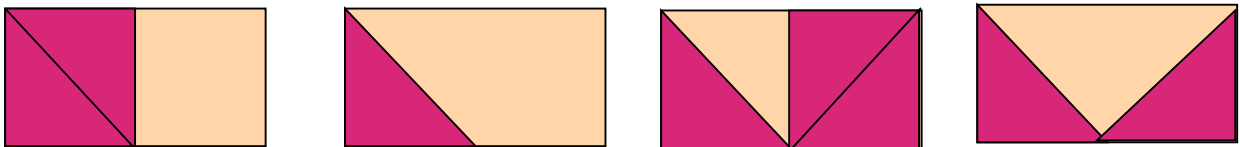
Mark the diagonal through four dark and four medium $2\frac{3}{4}$ squares.



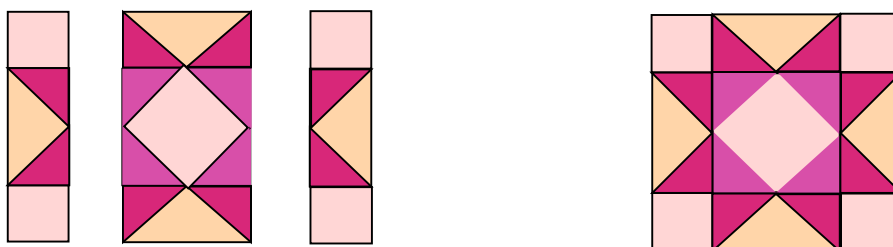
To make the center of the block: Take the two medium $2\frac{3}{4}$ inch squares on which you marked the center line and sew them to opposite corners to the 5 inch square, right sides together. Sew on the drawn line and trim the fabric to $\frac{1}{4}$ inch. Iron to the dark, then sew the other two squares on the opposite corners.



To make the geese units: Sew a dark $2\frac{3}{4}$ inch square to one side of a 5 by $2\frac{3}{4}$ inch rectangle. Sew on the marked line and trim the fabric to $\frac{1}{4}$ inch. Make 4 units.



Assemble the block:



Different size blocks for Star of Virginia Block

6-inch block

From the light fabric cut eight 2 inch squares and four 2 by 3 1/2 inch rectangles.

From the medium or dark cut eight 2 inch squares

From the other medium or dark fabric cut one 3 1/2 inch square

3-inch block

From the light fabric cut four 1 1/4 inch squares, four 1 1/4 by 2 inch rectangles and one 2 inch square.

From the medium fabric cut four 1 1/4 inch squares.

From the dark fabric cut four 1 1/4 inch squares.

To make the final layout easier keep the blocks in sizes divisible by 3.